

316 KN-C ac

Versatile and powerful pallet truck with adjustable mast, ideal for all manual picking applications



316 KN-M ac

Pallet truck with built-in lifting system, ideal for safe and comfortable manual picking



The 316 KN-C and 316 KN-M pallet trucks with mast combine the traditional pallet truck function with the ability to store the load at various height levels. Ideal for safe and comfortable manual load picking and storage in small spaces and on narrow paths, also suitable for overlapped loads.

With model 316 KN-C, you can lift loads of up to 1.0 t at up to 1,400 mm from the ground; the equipment's capacity when used as standard pallet truck is 1.6 t. With model 316 KN-M, you can lift loads of up to 0.8 t at up to 550 mm from the ground; the equipment's capacity when used as standard pallet truck is 1.6 t.

Electronic system

The entire range of OMG low lift pallet trucks is equipped with ac electronic devices that can operate in high temperature conditions, without any truck stops. The controls are equipped with anti roll-back devices which control and check all machine functions and allow unlimited adjustments for performance optimisation, adapting the truck to the operation to be carried out. All electric drive and braking parameters can be set electronically from a control panel, according to customer's requirements. All models are equipped with timer and battery level indicator with auto-lock function that switches on once 80% of the battery capacity is discharged.

Drive

Powerful and reliable three-phase ac traction motors, able to satisfy even the most demanding requests for performance, providing the necessary amount of power every time, as the speed of the truck can be adjusted by changing the position of the throttle.

Braking system

There are three braking systems in this range:

- braking by reversing the running direction and releasing the throttle (service braking that can be adjusted from the control panel);
- emergency braking that takes place automatically if the tiller is suddenly

- released or lowered (electromagnetic brake);
- parking brake.

Frame

Made of bended sheet metal to minimise any tensions induced by welds, ensuring maximum mechanical resistance over time. The battery compartment can be easily opened by lifting the cover, simplifying the daily and periodical battery recharge and check operations. Particular attention has been paid to provide easy access to wear parts, minimising therefore the routine maintenance costs. The forks are made of high strength steel. The frame has been painted using cutting edge equipment.



Tiller

Result of a meticulous ergonomic study that combines operating comfort with modern industrial design. The tiller is fitted with easy to reach controls, ensuring enhanced productivity, precision and efficiency. When released, the tiller returns smoothly to its vertical position thanks to the gas spring fitted with slowdown limit switch.

- tiller head made of ABS with steel core, able to absorb heavy impact without deformation;
- push-buttons located on both sides of the tiller for lifting and lowering the forks;
- acoustic warning button in the centre of the tiller head;
- active safety system with suitably positioned anti-crush device



Accessories and special features

double front roller

width over forks 540 mm

supertrack drive wheel

polyurethane drive wheel

push-button for low speed operation with tiller raised enabling signal

access keypad with pin code

central battery recharger

electronic braking system

anti roll-back device

electronic speed control

electromagnetic parking brake



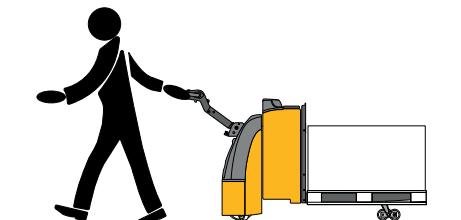
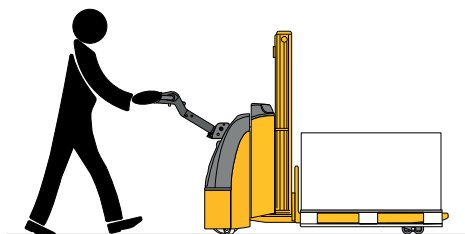
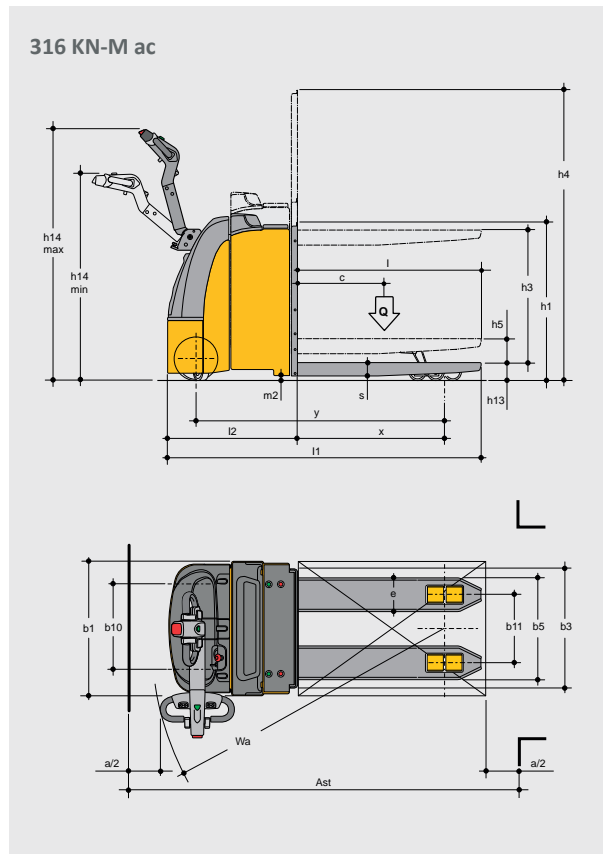
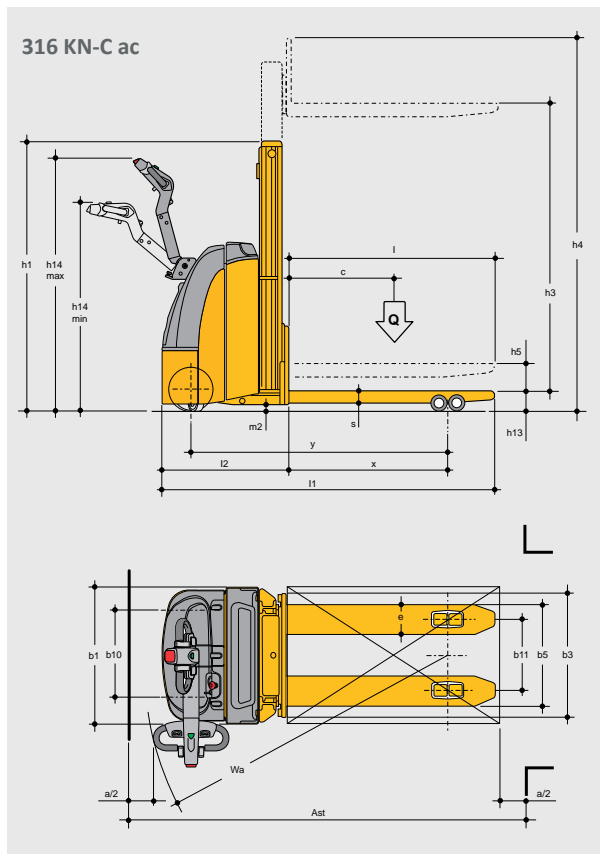
protection for cold store

24V 25A current rectifier on-board

voltmeter-timer, auto-lock function when 80% of the battery capacity is discharged

standard

optional



Characteristics	1.1	Manufacturer			OMG S.r.l. Single member company	
	1.2	Model			316 KN-C ac	316 KN-M ac
		Execution xecution				
	1.3	Operation			E	E
	1.4	Operator position			At ground level	At ground level
	1.5	Capacity	Q	t		
		Mast lift capacity	Q	t	1.0	0.8
		Forks lift capacity	Q	t	1.0	2.0
		Forks + mast lift capacity	Q	t	1.6	1.6
	1.6	Load centre of gravity	c	mm	600	600
1.8	Load distance	x	mm	980	973	
1.9	Wheel centre distance	y	mm	1,499	1,498	
Weights	2.1	Truck weight incl. battery (see line 6.5)		kg	780	635
	2.2	Weight on axis with front / rear load		kg		
	2.3	Weight on axis without front / rear load		kg		
Wheels Frame	3.1	Wheels and tyres		mm	polyurethane	polyurethane
	3.2	Front wheels size		mm	230 x 75	230 x 75
	3.3	Rear wheels size		mm	85 x 70	85 x 70
	3.4	Stabiliser wheels size		mm	80 x 45	80 x 45
	3.5	Number of front / rear wheels (x = drive)		no.	(1x +2) / 4	(1x +2) / 4
	3.6	Lowered mast height	b10	mm	469	469
	3.7	Forks lifting stroke	b11	mm	380	380
Base dimensions	4.2	Lowered mast height	h1	mm	1,198	827
	4.4	Forks lifting stroke	h3	mm	1,400	550
	4.5	Extended mast height	h4	mm	1,900 / 2,010	1,380 / 1,490
	4.6	Initial lift	h5	mm	110	110
	4.9	Tiller height in min. /max. driving position	h14	mm	962 / 1,355	962 / 1,355
	4.15	Forks lowered height	h13	mm	90	90
	4.19	Overall length	l1	mm	1,819	1,823
	4.20	Length including forks heel	l2	mm	669	673
	4.21	Overall width	b1	mm	710	710
	4.22	Forks size	s/e/l	mm	75/180/1,150	75/180/1,150
	4.25	Width over forks	b5	mm	560	560
	4.32	Clearance at mid stroke	m2	mm	15	15
	4.33	Working aisle width with 1000 x 1200 transversal pallet	Ast	mm		
	4.34	Working aisle width with 800 x 1200 longitudinal pallet	Ast	mm	2,348	2,348
4.35	Turning radius	Wa	mm	1,692	1,690	
Performance	5.1	Speed with / without load		km/h	5.8 / 6	5.8 / 6
	5.2	Lifting speed with / without load		m/s	0.10 / 0.15	0.15 / 0.22
	5.3	Lowering speed with/without load		m/s	0.30 / 0.20	0.30 / 0.25
	5.8	Max. feasible gradient with / without load		%	5 / 10	5 / 10
	5.10	Service brake			electronic - reverse	electronic - reverse
	Electric motors	6.1	Traction motor, 60 min performance with S2		kW	1.2
6.2		Lift motor, 15% performance with S3		kW	2	2
6.3		Battery as per DIN 43531 / 35 / 36 A, B, C, no			no	no
6.4		K5 battery voltage, nominal capacity		V/Ah	24/150	24/150
6.5		Battery weight		kg	150	150
6.6		Power consumption as per VDI cycle		kW/h		
Miscellaneous	8.1	Type of electronic system			ac	ac
	8.4	Noise threshold as per EN 12 053		dB(A)	< 70	< 70

* optional

Technical data sheet referring to pallet truck in standard version; data determined in compliance with VDI 2198. These values may differ if your product is fitted with other types of wheels and tires, supports and accessories. All data and images herein are indicative, OMG S.r.l. Single member company reserves the right to modify the documentation without prior notice.